

# Illinois Early Intervention Family Fees: e PAY Instructions - Electronic Check

1. To begin, access the e PAY website at <https://magic.collectorsolutions.com/magic-ui/en-US/Login/ildhs>.
2. Click on **Make a one-time payment**

ILLINOIS ePAY Convenience and Security in Every Transaction

Michael W. Frerichs  
ILLINOIS STATE TREASURER

Para la versión en español, haga clic en el enlace "Español" en la parte inferior de esta pantalla. ¡Gracias!

Illinois Department of Human Services (IDHS)

Look What I Can Do  
Early Intervention

**One-Time Payment**

Make a one-time payment without creating an account. Click the button below and you will be redirected to the page where you can make a payment.

**Make a one-time payment**

**Login**

Username

Password

**Login**

I forgot my password.

I forgot my username.

Create an Account

3. Use the **Payment Category** drop down to select **e-Check**. **Payment Type** will fill automatically, and a new screen will appear.

Make A Payment - Cart Information - Illinois Department of Human Services (IDHS)

Cart Information Payment Information

**Add Payment Items**

Payment Category Please select a Payment Category

Payment Type Please select a Payment Type

Add Item Add Item and Checkout

Next Step: Payment Information

**Shopping Cart**

Subtotal \$0.00

Cancel Transaction

- Type the requested information into the six fields below: **EI Account Number, Date of birth of oldest child actively enrolled, Zip code listed on account, Phone Number, Payment Amount (dollars), Payment Amount (cents)**. If your family no longer receives EI services, enter the DOB of any child in the household who received EI services. Be sure to double check your entries for accuracy.

Add Payment Items

Payment Category ▼  
 e-Check

Payment Type ▼  
 Early Intervention/Aprendizaje Infantil Family Participation Fee

**!** Please enter the following information to help us identify the payment. After the information has been entered, verify the accuracy of the information entered before clicking the [Add Item and Checkout] button. Inaccurate information may result in a misapplied payment. Español: Por favor ingrese la siguiente información para ayudarnos a identificar el pago. Después de ingresar la información, verifique que la información este correcta antes de presionar el botón [Añadir artículo y pagar]. Información incorrecta puede resultar en un pago mal aplicado.

**Please enter the following information to identify the payment:**

EI Account Number/Número de cuenta EI\*

DOB of Oldest Child Actively Enrolled/Fecha de nacimiento del hijo mayor inscrito activamente\*

Zip Code on Account/ Código postal en la cuenta\*

Phone Number/Número de teléfono\*

**Payment**

Payment Amount

+ Add Item
+ Add Item and Checkout

Next Step: Payment Information >

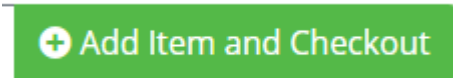


Note: Clicking on the **question mark** above shows how to find the EI Account Number. It is located on the Family Participation Fee Invoice and/or the Family Participation Fee Statement:

×EI Account Number

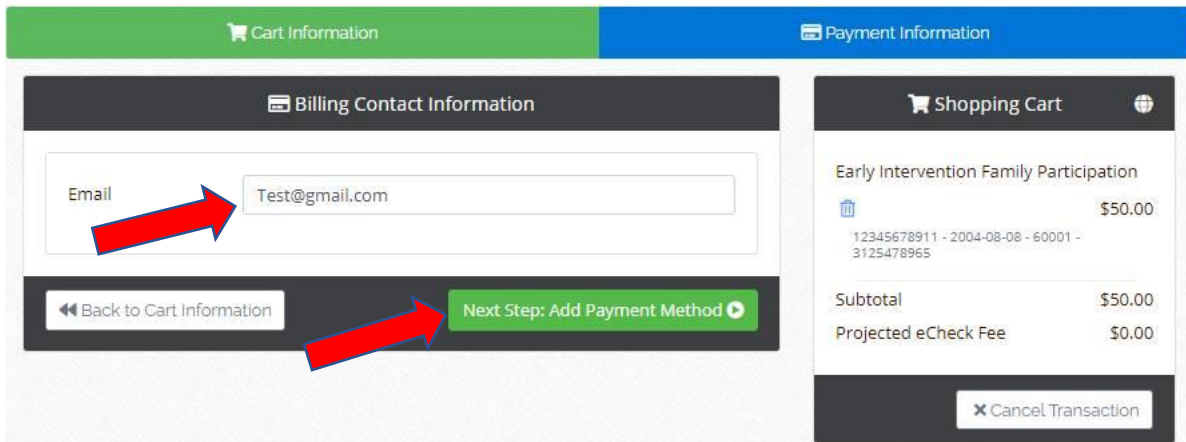
EI Child Name:	Johnny Testcase & siblings
EI Child #:	111111
<b>EI Account Number:</b>	<b>000111111/01</b>
IFSP Dates:	07/15/10 – 07/14/11
Invoice Number:	CB220168

5. Click **Add Item and Checkout**

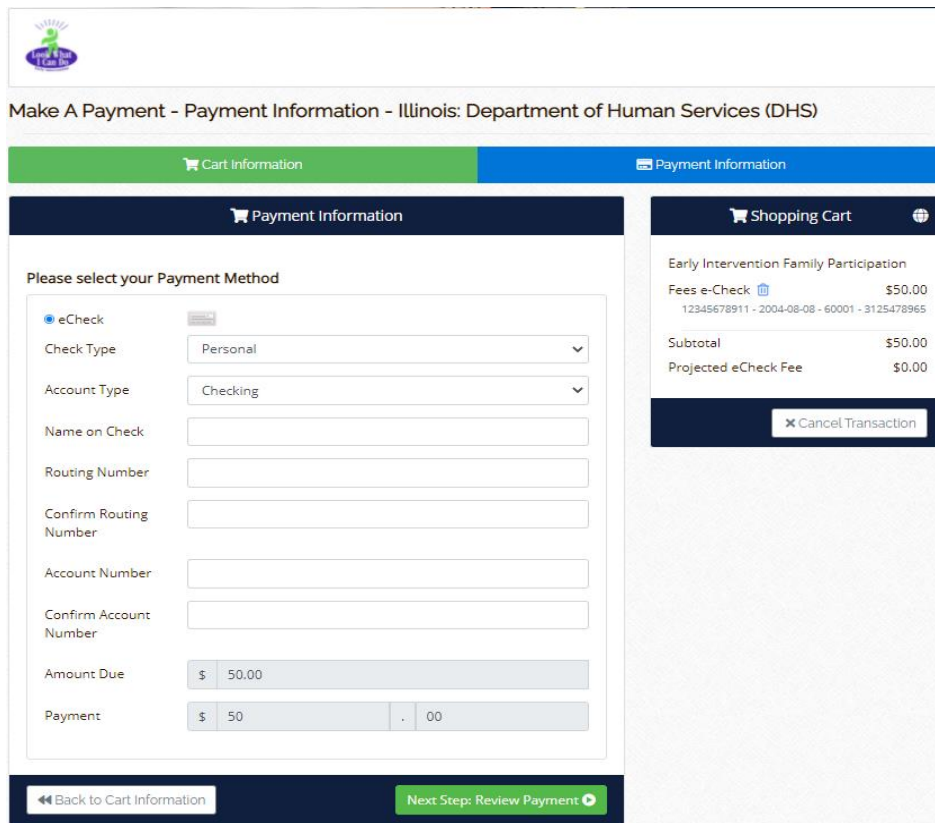


Note: Click **Add Item** if you would like to make a payment on a second EI Account. Review the family fee mail received. If multiple documents are received there may be a Family Participation Fee Invoice and a Family Participation Fee Statement. The last two digits at the end of the account numbers will be different. Please verify that payments are being made to the appropriate account.

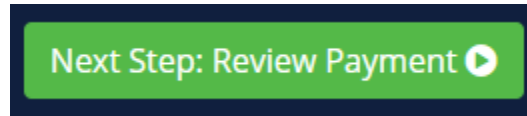
6. Enter your family's **Email** address and click **Next Step: Add Payment Method**



7. For an e-Check, enter the requested details from the account at your financial institution. Review your entries for accuracy.



8. Click **Next Steps: Review Payment**.



9. Review your payment information a final time. Under **Billing Contact Information**, check yes if you would like to receive email updates from the Office of the Illinois State Treasurer. Also, review the **Payment Terms of Service**. Click the box to agree with these terms. Agreeing to these terms of service is required to finalize the payment.

A screenshot of a web application's payment review page. The page is divided into two main sections: "Review Payment" on the left and "Shopping Cart" on the right. The "Review Payment" section contains a table of items, a "Billing Contact Information" section with a checkbox for email updates, and a checkbox for agreeing to the terms of service. A red arrow points to the terms of service checkbox. The "Shopping Cart" section shows a list of items with their prices and a "Cancel Transaction" button. The page has a green header with "Cart Information" and "Payment Information" tabs.

Item	Amount
Early Intervention/Aprendizaje Infantil Family Participation Fee	\$50.00
Total Amount Due:	\$50.00
Checking ***** 9129 ✓ 🗑️ ✎	(\$50.00)
Total Payment Method:	(\$50.00)

**Billing Contact Information**

test@gmail.com

Yes, I would like to receive periodic updates and information from the Office of the Illinois State Treasurer via email.

I agree to the [Payment Terms of Service](#) and authorize this payment.

⏪ Back to Payment Method    ✓ Make Payment

**Shopping Cart**

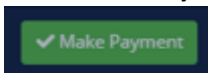
Early Intervention/Aprendizaje Infantil

Family Participation Fee 🗑️ \$50.00  
12345678911 - 2004-08-08 - 60001 - ..  
3124568741





Subtotal \$50.00

✕ Cancel Transaction

10. Click **Make Payment**.



11. An electronic receipt will appear on your screen. A similar receipt will be sent to the email address provided once the payment is successfully completed.

Thank You for Your Payment  
Approved  
9/10/2021 4:31 PM Central Standard Time

---

Customer Name IDHS Test

Effective Date  
9/10/2021

Approved 20000002

Item	Amount
Test Payment	\$50.00
Subtotal:	\$50.00
Total Charged to: Savings ***** 9128 ✓	\$50.00
Total Amount Paid:	\$50.00

Collection Mode: Web

---

Payment Details:  
Test Payment  
EI Account Number: 12345678911 - Date of Birth: 8/8/2004 - Zip Code: 60001 - Phone Number: 8475647896 - IDHS Test - \$50.00

---